



Bastelvorlagen für den weihnachtsbaum















Weihnachtskugeln

1. Kugeln bunt anmalen
2. Kugeln ausschneiden
3. Loch in die Kugel schneiden
4. Faden durchfädeln
5. an den Baum hängen




Weihnachtssterne

1. Sterne bunt ausmalen
2. Sterne ausschneiden
3. Loch in die Sterne schneiden
4. Faden durchfäden
5. an den Baum hängen









Lebkuchen figuren

1. Figuren bunt anmalen
2. Figuren ausschneiden
3. Loch in die Figuren schneiden
4. Faden durchfädeln
5. an den Baum hängen



Weihnachts schleifen

1. Schleifen bunt anmalen
2. Schleifen ausschneiden
3. Loch in die Schleifen schneiden
4. Faden durchfädeln
5. an den Baum hängen



Weihnachts päckchen

1. Päckchen bunt anmalen
2. Päckchen ausschneiden
3. Loch in die Päckchen schneiden
4. Faden durchfädeln
5. an den Baum hängen

